





LIVE
ONESTREAM



HALLOWEEN THEMED LIVE SHOW CHECKLIST



PICK YOUR POISON

-  Decide on a Halloween theme (e.g., classic horror, costume party).
-  Plan all activities around your theme.

SET UP YOUR HALLOWEEN SPACE

-  Decorate your space with Halloween decorations like pumpkins, cobwebs, etc.
-  Or use OneStream Live's Halloween-special virtual backgrounds.

TECHNICAL SETUP

-  Ensure your camera, microphone, and lighting are optimally set up.



CONJURE UP SOME FUN GAMES

- Plan Halloween-themed games suitable for online participation.
- For example, costume contests, horror movie trivia, etc.

KEEP INTERACTING

- Cast a spell with real-time polls and spooky Q&As.
- Use OneStream Live's Unified Chat.

PROMOTE YOUR HALLOWEEN EVENT

- Schedule in advance using OneStream Live.
- Announce your event before going live to garner attention.

OPTIMIZE YOUR HORROR STREAM

- Use related keywords in your stream title and description (e.g., Halloween online, virtual Halloween party).

USE CUSTOM OVERLAYS AND GRAPHICS

- Use OneStream Live's custom overlays and graphics for a professional look.

ADD A PLAYLIST FOR EXTENDED VIEWING

- Create a playlist of past Halloween streams or related content.
- Use OneStream Live to stream your playlist.

MULTISTREAM FOR MORE EYEBALLS

- Use OneStream Live to multistream to 45+ platforms.
- Include hashtags related to Halloween virtual events.